




Aviator Avatar

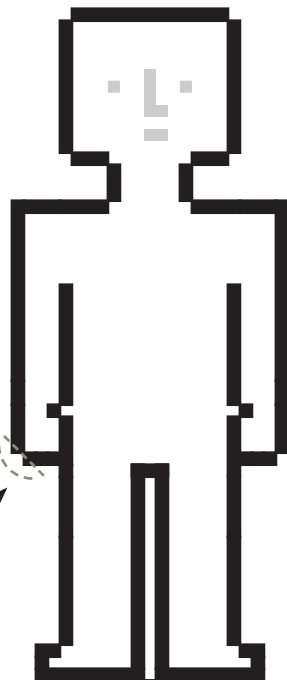
1) Color and cut out your character. Add your own features and details to bring them to life!

2) Cut out the outfit and adhere to your figure.

3) Fold the stand on the dotted lines into a triangle shape. Adjust so your figure leans back slightly, then secure.



Struggling with the pixel cuts? Skip them! Cut around, through, or a way that works for you.



fold back



base

If needed, attach a coin to help your figure stand



fold up

fold down

adhere to back of figure



When you complete a Read City craft, you can move ahead one space in the Daring Deeds Adventure game.



www.knoxcountylibrary.org



Scan to learn about Amelia Earhart, who inspired this avatar!