

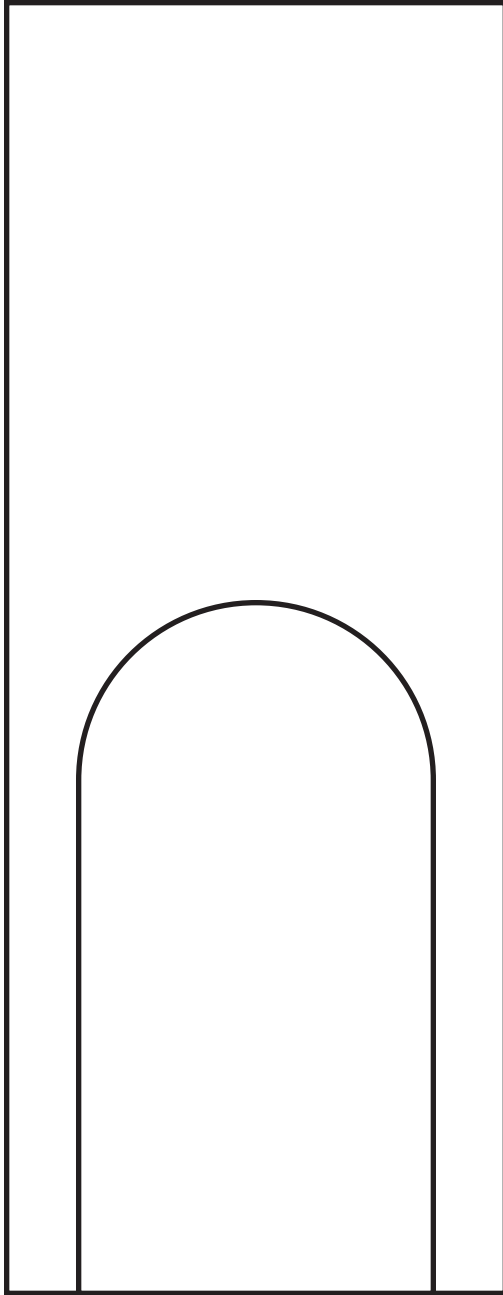
# Polar Animal Rollups *Page 1 of 2*



Color and cut out your penguin pieces. To assemble, overlap and attach the short ends of the body to form a tube. Repeat for the head. Attach the head to the body and the body to the base. Then add the beak and flippers.

*This craft was adapted from easypeasyandfun.com.*


This activity is part of the  
Tails and Tales reading program.  
[www.knoxlib.org/readcity](http://www.knoxlib.org/readcity)




*Penguin body*



*Penguin beak*



*Penguin head*




*Penguin base*



*To earn your Tundra Badge, join the Tails and Tales reading challenge!*

*If you complete the Polar Animal Rollups, record another hour in your log.*



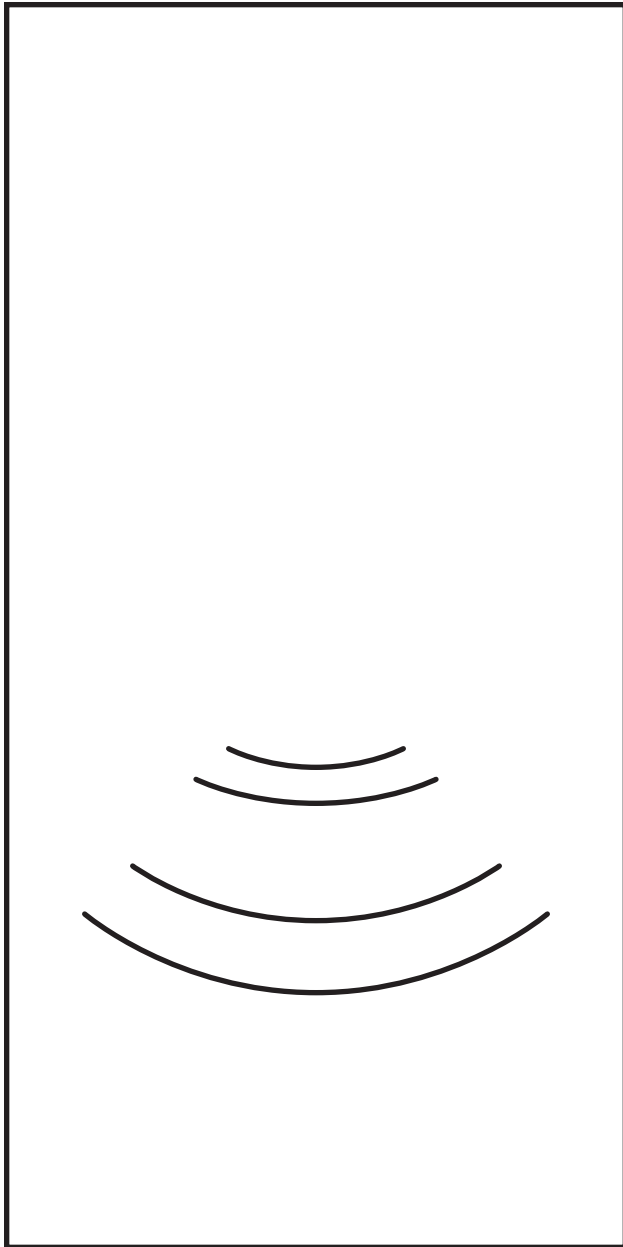
# Polar Animal Rollups *Page 2 of 2*




Color and cut out your walrus pieces. To assemble, overlap and attach the short ends of the body to form a tube. Repeat for the head. Attach the head to the body, then attach the tusks and flippers.

*(Walrus should balance on its flippers.)*

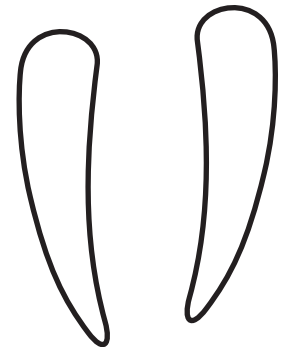

This activity is part of the  
Tails and Tales reading program.  
[www.knoxlib.org/readcity](http://www.knoxlib.org/readcity)



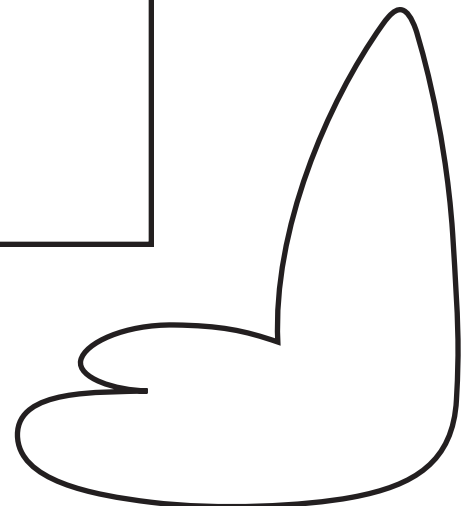
*Walrus body*



*Walrus head*



*Walrus tusks*



*Walrus flipper*



*To earn your Tundra Badge, join the Tails and Tales reading challenge!*

*If you complete the Polar Animal Rollups, record another hour in your log.*